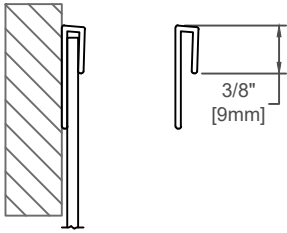
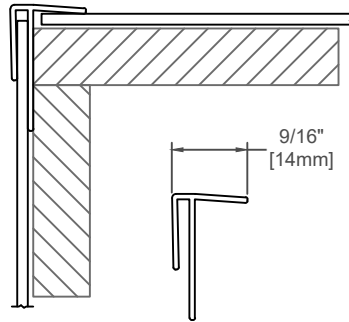


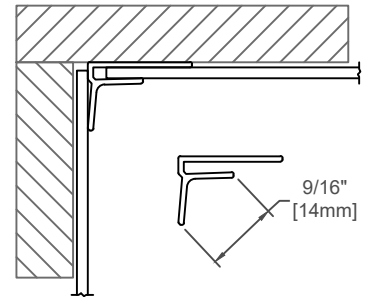
TOP CAP



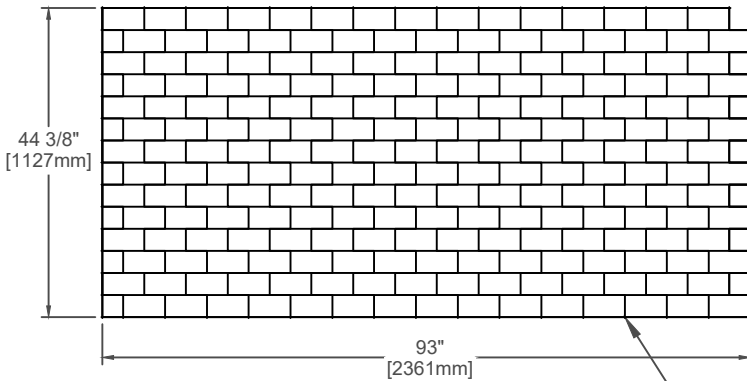
OUTSIDE CORNER



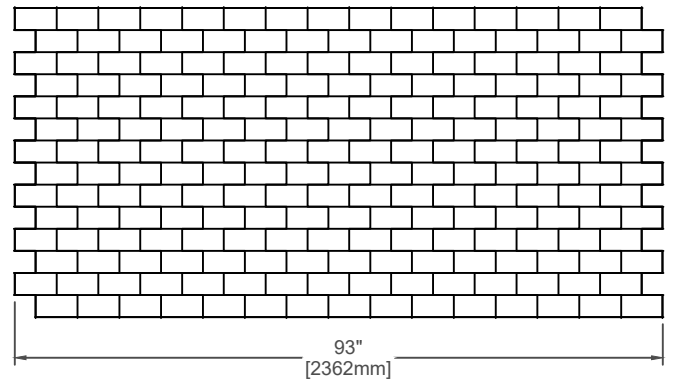
INSIDE CORNER



610SBWY-HZ-1
ONE SIDED INTERLOCKING SHEET
(USED AT START OF RUN)



610SBWY-HZ-2
DUAL SIDED INTERLOCKING SHEET



.080 CONTINUUM SHEET
TYP ALL

FINISH:

PROJECT:

CUSTOMER:

LOCATION:

ROUTED CONTINUUM™ 610SBWY-HZ
HORIZONTAL & APPLICABLE TRIMS

DATE: 10/9/2023

SCALE: NTS

DOC: CADIPC.377/R2

inpro.

For More Information Visit: Inprocorp.com