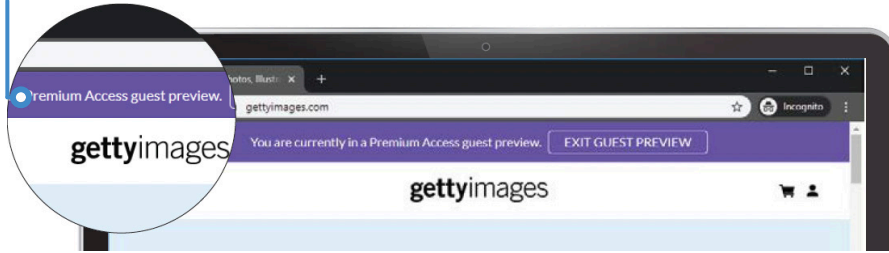


# gettyimages® Premium Access Guest Preview

## 1 Click The Link: <https://www.gettyimages.com/landing/pa-preview/expanded/78767>

When you arrive to the site, you will see a purple banner along the top, letting you know your preview is active

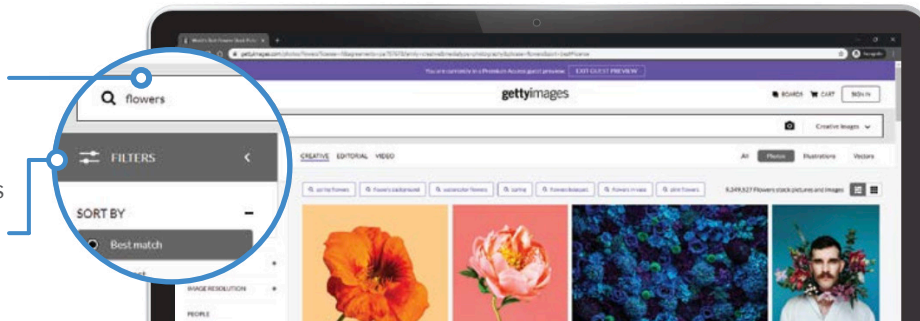


The standard min. of 20MB is for 5 standard panels (240") or less. Any array of panels more than that, needs to be at least 24MB or larger.

## 2 Search For Content & Filter Your Results

Search for everything from objects to concepts.

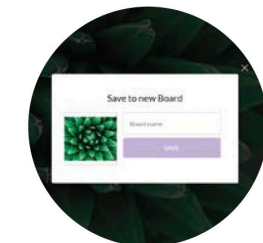
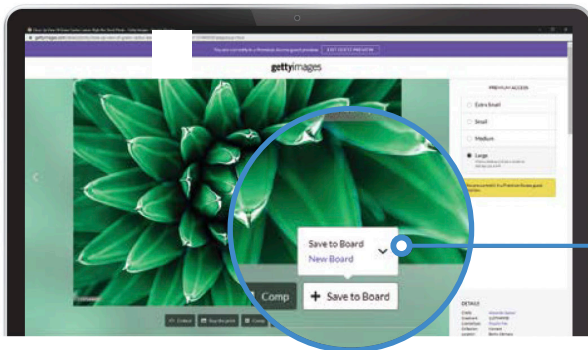
Use keywords and filters to help refine your search



### **i** Helpful Hint

When searching for images that will be used on large sized Wall Art or full wall Aspx projects use the **IMAGE RESOLUTION** filter and set it to 21MP and larger. This will ensure only the largest sized images are shown in your results.

## 3 Share Your Favorites



Click the 'Save to Board' icon at the bottom of the image preview screen

Give your new Artboard a name and click 'SAVE'. You can now add as many images as you like to this board and create multiple boards if you wish.

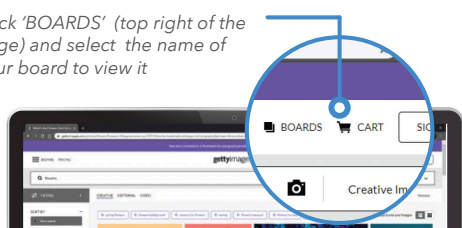
### **i** Notice

Once you close your browser window or leave the guest preview, your board(s) will be deleted. So, make sure to share them before you close out or create a free Getty account to save for later.

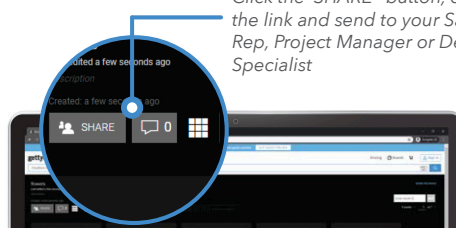
## 4 Share Your Work

Once you have added all the imagery that you found, send it back over to Inpro to double check the image size and quality.

Click 'BOARDS' (top right of the page) and select the name of your board to view it



Click the 'SHARE' button, copy the link and send to your Sales Rep, Project Manager or Design Specialist



Architectural Products **inpro**®

[inpro.com](http://inpro.com) | 800.222.5556