

# Clickeze® Valances & Draperies

- Add a finishing touch to a designed room
- Use separately or together
- Choose from eight standard styles  
Custom styles also available
- Add additional privacy and light control



## Draperies



Accordiafold (Stack Pleat)



Pinch Pleat



Ripplefold (Roll Pleat)



Back Tab



Grommet Top




Rod Pocket with Tie Backs  
(Purchase valance shown separately)

IPC.600/REV.5

# Valances & Draperies

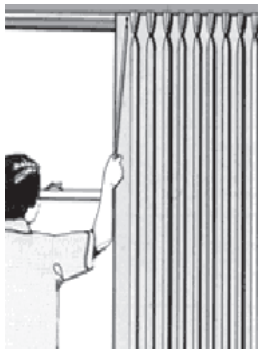
## Specifications



### Accordiafold (Stack Pleat)

Offers a more tailored look than ripplefold drapes with knife-edge pleats, stitched alternately - front and back to form accordion-like folds.

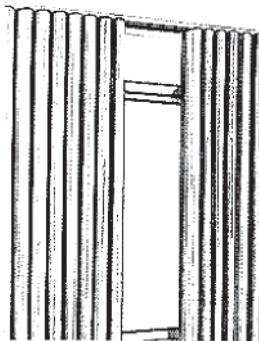
- 4" bottom hems and 1½" side hems
- Bottom and side hems are double turned and blind stitched with matching polyester thread.
- Weighted corners
- Order made-to-measure rods separately



### Pinch Pleat Draperies

Pinch Pleat drapes contain pin-on hooks that slide into carriers attached to drapery rods. Pinch pleats are the most popular and well known pleat.

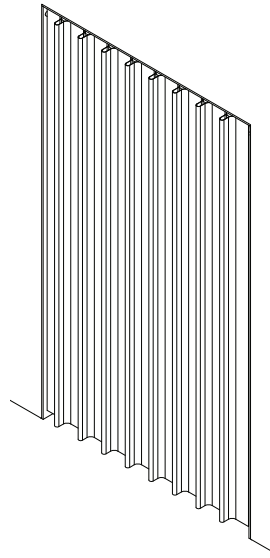
- 4" permanent buckram finished heading, 4" bottom hems and 1½" side hems. Bottoms and side hems are double turned and blind stitched with matching polyester thread.
- Headings will usually cover the face of the track.
- 3 finger French pleat style sewn with monofilament thread.
- Weighted corners
- Wand or cord draw.
- Order traverse or made-to-measure rods separately.



### Ripplefold (Roll Pleat)

Ripplefold draperies contain a snap tape that snaps into carriers attached to drapery rods.

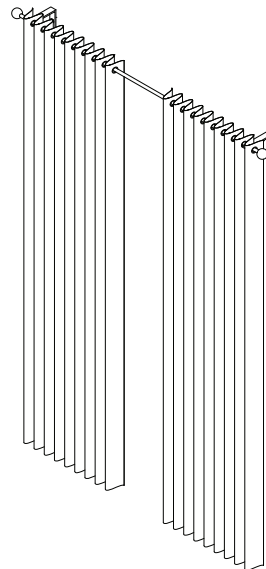
- 1" double fold heading with snap tape
- 4" bottom hems and 1½" side hems
- Bottoms and side hems are double turned and blind stitched with matching polyester thread.
- Headings hang below the face of the track.
- Drapery hangs in flow of softly rippled folds
- Weighted Corners
- Wand or cord draw.
- Order made to measure rods separately.



### Back Tab Draperies

Back tab drapes have tabs on the back of the curtains across the upper, backside of the panel. The rod slips through tabs creating a roll pleat look.


- 4" high tabs on back top of panel
- Rod inserted through tabs
- Standard fullness is 2 to 1
- 4" bottom hems and 1½" side hems
- Bottom and side hems are double turned and blind stitched with matching polyester thread.
- Weighted corners
- Order adjustable valance rod or pole separately



### Grommet Top Panel Draperies

Grommet top panel drapes have round, metal-rimmed openings all along their headers. Grommet-topped curtains fall into gentle folds.

- Rod inserted through grommets
- Standard fullness is 2 to 1
- Grommet size depends on rod diameter (#12 grommets are standard for a 1¾" diameter rod)
- 4" bottom hems and 1½" side hems
- Bottom and side hems are double turned and blind stitched with matching polyester thread.
- Weighted corners
- Order adjustable valance rod or pole separately



### Rod Pocket with Tie Backs Draperies

Rod Pocket drapes have a straight hem and are shirred on a valance rod to create fullness.

- 2" heading standard
- Standard fullness is: 2 to 1
- Lining recommended
- Use optional contrasting fabric on heading or body of drape for a custom look.
- Order adjustable valance rods separately

# Valances & Draperies

## Specifications

### Valances



Tapered Rod Pocket



▪ Straight Hem Rod Pocket



Tapered Rod Pocket Valance

- Tapered Rod Pocket valances have a tapered hem and are made to be shirred on a valance rod to create fullness.
- 2" heading and 1 1/2" side hems. Headings and side hems are double turned to appropriate size and blind stitched with matching polyester thread. Bottoms are pillow cased.
- Standard fullness is: 2 to 1
- Self lined or lined with contrasting fabric required.
- Standard length is 1/5" of inside window length.
- Use optional contrasting fabric on heading or body of valance for a custom look.
- Order adjustable valance rods separately.




Straight Hem Rod Pocket Valance

- Straight Hem Rod Pocket valances have a straight hem and are made to be shirred on a valance rod to create fullness.
- 2" heading, 2" bottom hems and 1 1/2" side hems. All are double turned to appropriate size and blind stitched with matching polyester thread.
- Standard fullness is: 2 to 1
- Lining recommended
- Standard length is 1/5" of inside window length
- Use optional contrasting fabric on heading or body of valance for a custom look.
- Order adjustable valance rods separately.

### Recommended Rods

#### Adjustable Valance Rod

Item #	Width Range	
CE100732	18" - 28"	Use with rod pocket valances and draperies
CE100720	28" - 48"	
CE100721	48" - 86"	
CE100722	86" - 150"	



#### Made to Measure Rods

Custom rods are made to specific lengths. Available for Pinch Pleat and Accordiafold Draperies. Choose from return options. Available in Baton Draw or Cord Draw.

#### Traverse Rods

2 Way	1 Way	Width Range	Cord Draw Right. All rods include brackets and pulleys. Clearance on all rods is 2"-3". Rods can be mounted to the ceiling and are considered heavy duty.
CE100768	n/a	38" - 66"	
CE100769	CE100776	48" - 86"	
CE100770	CE100778	66" - 120"	
CE100771	CE100780	86" - 150"	

