

# Architectural Signage

## **Color Guide**

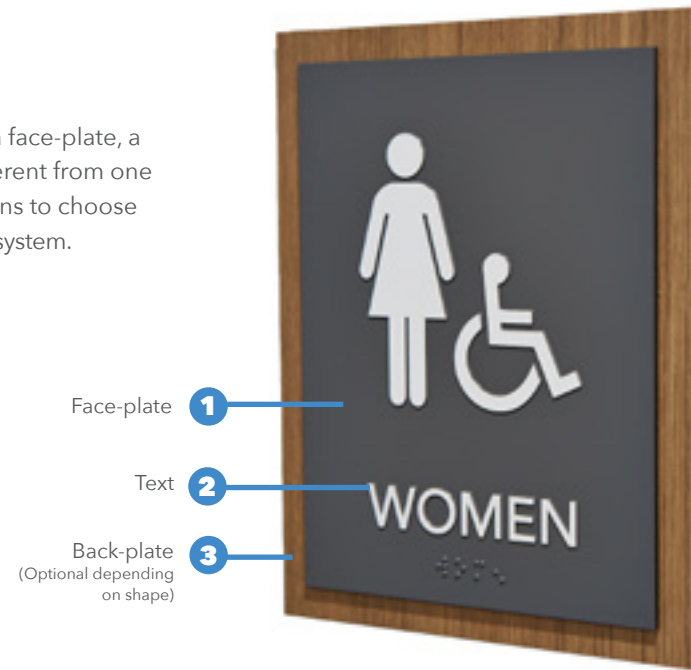
# Colors

Architectural Signage is comprised of three basic parts: a face-plate, a back-plate and text. Each one of these parts are very different from one another which means they also have different color options to choose from. Use the following finishes to create your perfect sign system.

**Palladium® Rigid Vinyl:** Woodgrains, Patterns, Metallics + Solid Colors

**Photopolymer:** Standard Solid Colors, Custom Solid Colors (Paint Matched, not shown), Photopolymer ONLY Text Colors/Woodgrains

**Applied Acrylic:** Painted and printed with Standard + Custom Colors



**Palladium® Rigid Vinyl**  
Made to coordinate with our Palladium® Wall Protection.


**NEW! Applied Acrylic**

Starting with a non-glare clear material. Solid color text is applied to the surface. Options for the face include paint and printed imagery.


**Photopolymer**

A one piece construction sign. Give it a personal touch with paint, laminates or printed imagery.


Photopolymer **ONLY** Text Colors



Photopolymer **ONLY** Wood Grains



Applied Acrylic Text Colors




## Patterns

Palladium® Rigid Vinyl Signage - sign face, backplate + text. Photopolymer Signage - backplate only.



## Metallics

Palladium® Rigid Vinyl Signage - sign face, backplate + text. Photopolymer Signage - backplate only.




## Woodgrains

Palladium® Rigid Vinyl Signage - sign face, backplate + text. Photopolymer Signage - backplate only.



Order FREE samples at [inpro.com](http://inpro.com) for a more accurate color representation.

## Standard Solid Colors



Order FREE samples at [inpro.com/DWColors22](http://inpro.com/DWColors22) for a more accurate color representation.

# Wall Art Frames

A classic look that makes commercial art feel traditional. Incorporate imagery within your space using Framed Printed Wall Art. Frames come ready to install with tamper-resistant Security Mount Hardware.

## Standard Wall Art Sizes:

\*Overall Size varies by frame type.

\*\*Narrow Frame only available in 23"x 23" and 23" x 31"

23" x 23" (585mm x 585mm)

23" x 31" (584mm x 762mm)

31" x 46" (788mm x 1169mm)

33" x 46" (585mm x 1169mm)

46" x 46" (1169mm x 1169mm)

23" x 71" (585mm x 1804mm)

46" x 71" (1169mm x 1804mm)

23" x 94" (585mm x 2388mm)

## Frame Finishes



Blond Maple  
WF102

*Coordinates with Palladium®  
0531 Natural Maple*



American Barn  
WF101

*Coordinates with Palladium®  
5E030 Washed Walnut*



Gallery Black  
WF106

*Coordinates with Palladium®  
0152 Black*



Gallery White  
WF107

*Coordinates with Palladium®  
0101 Designer White*



Mocha Walnut  
WF104

*Coordinates with Palladium®  
0546 Coffee Bean*



Muted Cool Silver  
WF105

*Coordinates with Palladium®  
5E025 Brushed Silver*



Catalogue Honey  
WF103

*Coordinates with Palladium®  
0535 Honey Nut*



Gallery Black - Wide Frame Profile

## Frame Profiles



Narrow\*\* Frame  
¾"W x 1 ¼"D (19mm x 32 mm)

\*Add 1 1/2" to height and width of standard image size for overall dimensions.

Narrow Frame only available in 23"x 23" and 23" x 31"



Wide Frame  
2"W x ¾"D (51mm x 19 mm)

\*Add 4" to height and width of standard image size for overall dimensions.



Scooped - Wide frame only  
2"W x ¾"D (51mm x 19 mm)

\*Add 4" to height and width of standard image size for overall dimensions.

**Not seeing a frame you love here? Ask about our other mounting options!**



## **obsessed with protecting buildings®**

How they look. How they function.  
And how they protect the health and safety  
of the people who use them every day.

That's why we make hundreds of architectural  
products all under one roof and work tirelessly to  
make sure you and your buildings succeed.

Yeah, we are obsessed. But we wouldn't  
have it any other way.

**inpro.com**

800.222.5556

World Headquarters  
580 W18766 Apollo Drive  
Muskego, WI 53150 USA

IPC® Door + Wall Protection  
Ascend® Elevator Interiors  
WT Shade® Commercial Window Treatments  
Clickeze® Privacy Systems  
Endurant® Washroom Systems  
SignScape® Architectural Signage  
JointMaster® Expansion Joint Systems

©2023 Inpro Corporation

