

# Elevator Interiors

## **Color Guide**

# Material + Finish Options

## Palladium® Rigid Sheet Standard Solid Colors \$

With over 80 color options to choose from, your elevator walls will have the perfect pop of color.



**Cab Design:** Hercules™

**Finishes:** Palladium® Designer White upper panels with Stainless Steel lower panels

**Handrails:** 3" (7.6cm) Solid Flat with Bent Ends and stainless steel backer.

## Palladium® Rigid Sheet Woodgrain Finishes \$

Get the classic look of wood with the durability of wall protection with these natural wood patterns.



**Cab Design:** Hercules™

**Finishes:** Palladium® American Walnut Panels with Stainless Steel Reveals

**Handrails:** 3" (7.6cm) Solid Flat with Straight Ends and stainless steel backer.

## Palladium® Rigid Sheet Pattern Finishes \$

Embrace the elements with patterns inspired by nature and metals.



**Cab Design:** Columba™

**Finishes:** Palladium® Feather lower panels with Patterns Fiber Stone Middle + Top Panels

**Handrails:** 2" (5.1cm) Round with Straight Ends

## Aspex® Printed Wall Protection \$\$

Your image. Your branding. Your statement. Aspex® Printed Wall Protection gives you total design freedom while protecting your walls from the toughest damage at the same time.



**Cab Design:** Zenith™

**Finishes:** Custom Aspex® Printed Panels

**Handrails:** 1½" (3.8cm) Round with Straight Ends

## Stainless Steel \$\$\$-\$\$\$\$

Provides industrial strength protection with a polished, high-end look. Clad your entire cab or just the bottom half to take the brunt of the damage.



**Cab Design:** Hercules™

**Finishes:** Palladium® American Teak upper panels with 5WL textured Stainless Steel lower panels

**Handrails:** 2" (5.1cm) Solid Flat with Bent Ends + Stainless Steel handrail backer

## Ricochet® Flexible Wall Protection \$\$\$

Give your elevators a high-end, textured look while expanding their longevity. Ricochet® combines the look and feel of premium wallcovering with the durability of rigid wall protection.



**Cab Design:** Hercules™

**Finishes:** Ricochet® lower panels in Strata, Montego Bay, Palladium® middle panels in Feather and Palladium® lower panels in a Nevermar Edenwood grain pattern

**Handrails:** 2" (5.1cm) Flat Stainless Steel with Bent Ends + Stainless Steel handrail backer

### Get Matching Signs!

We make signs from the same Palladium® Rigid Sheet Wall Protection as our elevator panels so that your signage is an extension of your interior, not an interruption.

View Sign Designs at [Inpro.com](http://Inpro.com)



Palladium® Woodgrain in American Walnut




Create your cab today using our free online Elevator Configurator! Get started at [inpro.com](http://inpro.com)

\*Price information given is based on a range for product price only, with \$ representing the most economical choice and \$\$\$\$ representing the most premium choice when comparing products of equal materials, finishes and options. Other cost considerations like shipping, taxes, etc. are not accounted for in this range.



# Colors

## Standard Solid Colors




Order FREE samples at [inpro.com](http://inpro.com) for a more accurate color representation.

## Patterns




## Metallics



## Woodgrains



## Stainless Steel Finishes



## Handrail Finishes



## Aspex® Finishes

Visit [inpro.com](http://inpro.com) for all Aspex® standard patterns and custom options.



## Ricochet® Finishes

Visit [inpro.com](http://inpro.com) for all Ricochet® patterns and colorways.



Indicates one of the best selling colors/patterns. Check with your sales representative for availability as inventory levels are typically higher with such colors. Stock levels change daily and certain limitations and order sizes may apply. Please visit [inpro.com](http://inpro.com) to see discontinued colors not shown.



## **obsessed with protecting buildings®**

How they look. How they function.  
And how they protect the health and safety  
of the people who use them every day.

That's why we make hundreds of architectural  
products all under one roof and work tirelessly to  
make sure you and your buildings succeed.

Yeah, we are obsessed. But we wouldn't  
have it any other way.

**inpro.com**

800.222.5556

World Headquarters  
580 W18766 Apollo Drive  
Muskego, WI 53150 USA

IPC® Door + Wall Protection  
Ascend® Elevator Interiors  
WT Shade® Commercial Window Treatments  
Clickeze® Privacy Systems  
Endurant® Washroom Systems  
SignScape® Architectural Signage  
JointMaster® Expansion Joint Systems

©2023 Inpro Corporation

